

# Flavor Burst™

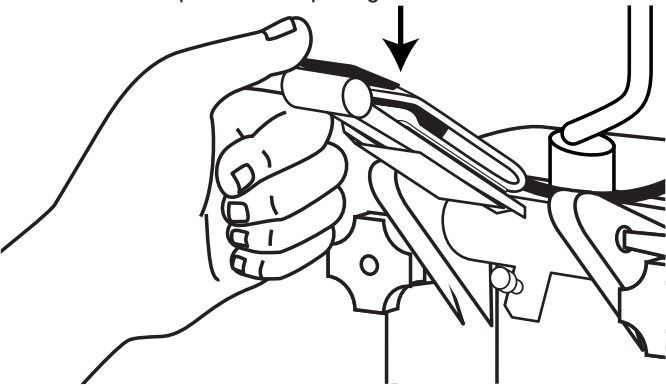
## Reducing Flavor Carryover

To reduce flavor carryover between servings, the operator may use an 'early-on, early-off' dispensing method. This method starts the flavoring early (early-on) to mask any remaining flavor from the previous serving. As the dispense ends, the operator stops the flavoring early (early-off) and allows the vanilla product to push the existing flavoring through the Injector Head. Learning to use this method will not only provide a cleaner servings with little or no carryover and eliminate the need to 'Rotor Flush' when changing flavors.

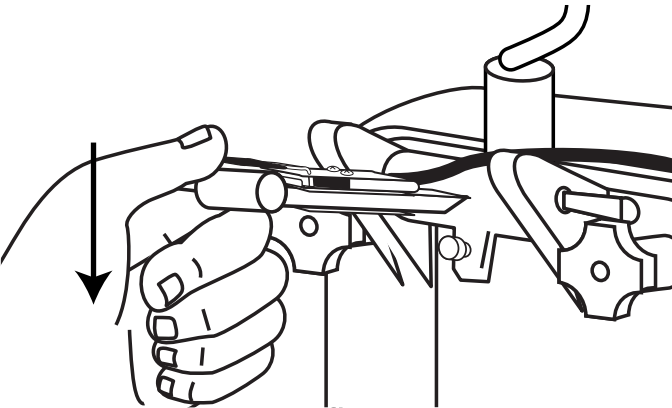
**1** Select the desired flavor by touching a numbered key on the Keypad (1-8).



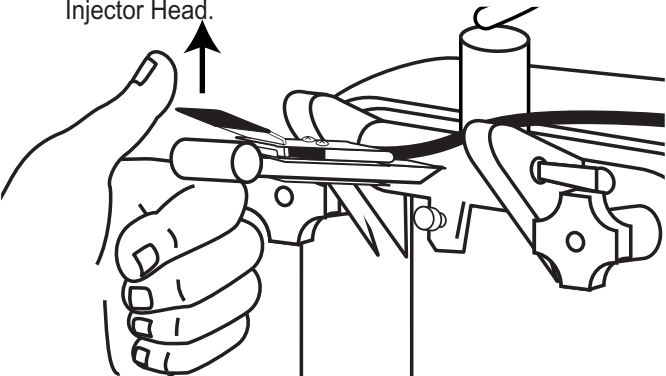
**2** Press the Spigot Switch lever against the draw-handle to start the flavor flow to the Injector Head. Allow 1 second to pass before pulling the draw-handle down.



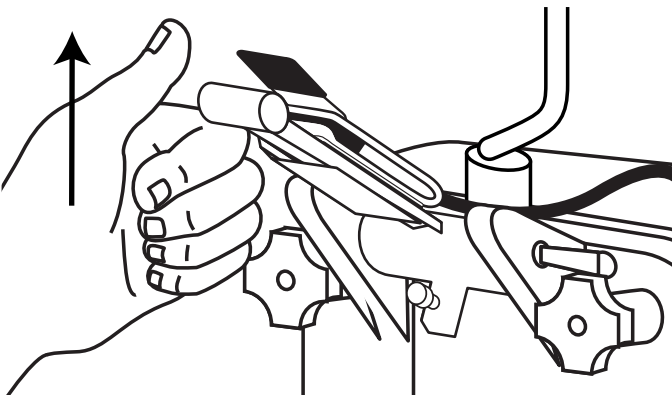
**3** Continue to hold the Spigot Switch lever and pull the draw-handle down to dispense product.



**4** Just before the desired amount of product is dispensed, continue to hold the draw-handle down while releasing the Spigot Switch lever to stop the flavor flow to the Injector Head.



**5** After 1 second, lift the draw-handle to stop dispensing product and complete the process.



**! NOTE:** SOFT-SERVE PRODUCT FLOW WILL VARY ACCORDING TO THE FREEZER AND YOU WILL NEED TO ADJUST THE EARLY-ON, EARLY OFF METHOD TO COMPENSATE ACCORDINGLY.