
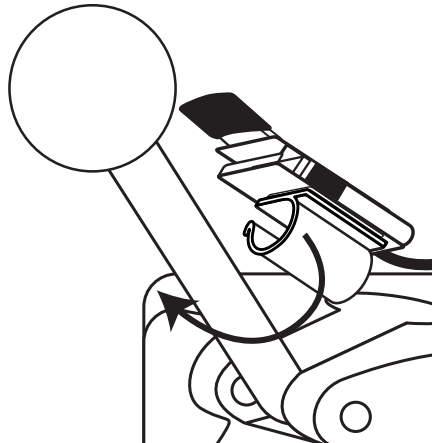


# Flavor Burst™

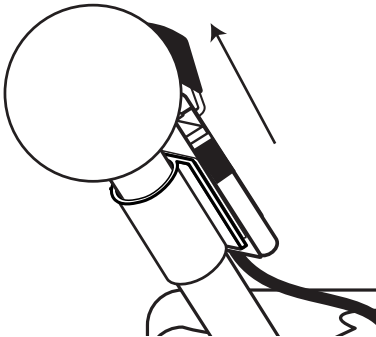
*ELE 430-RE-2 Alternate Spigot Switch Assembly  
Installation for freezers with 1/2" round draw-handle*



- 1** Rotate the Switch Assembly onto the draw-handle bar.



- 2** Position the Switch up towards the end of the draw-handle bar to complete the installation.



- 3** Be sure to fully engage the Spigot Switch jack to the Flavor Burst™ keypad jack for normal operation. Do not neglect to check this connection during daily startup.

