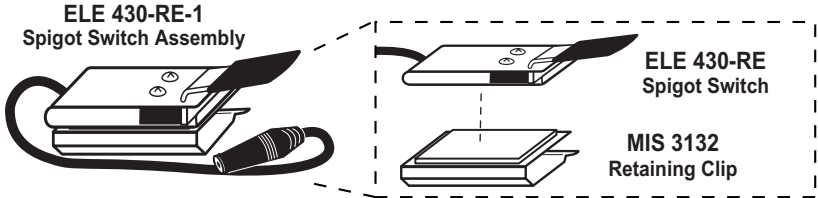
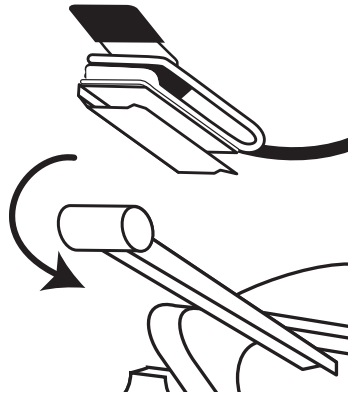



Flavor Burst™

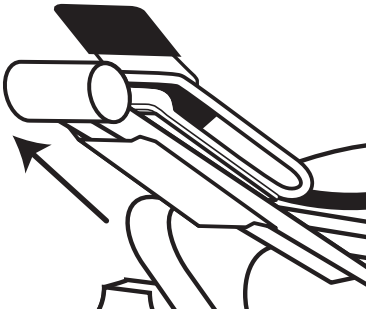
ELE 430-RE-1 Standard Spigot Switch Assembly Installation for freezers with a flat draw-handle bar



- 1** Slide the Switch Assembly onto the draw-handle bar.



- 2** Position the Switch up towards the end of the draw-handle bar to complete the Installation.



- 3** Be sure to fully engage the Spigot Switch jack to the Flavor Burst™ keypad jack for normal operation. Do not neglect to check this connection during daily startup.

