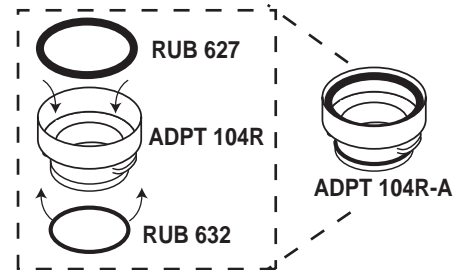
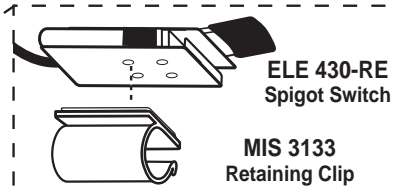
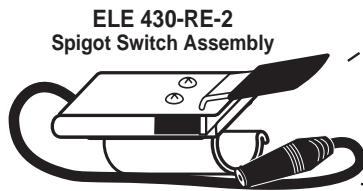


Flavor Burst™

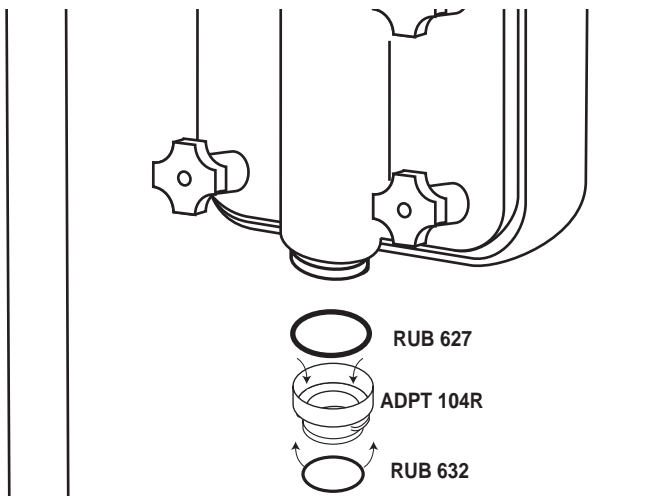
ADPT TYLG-80 Taylor® Large Spout Adapter Kit

Assembly and Installation

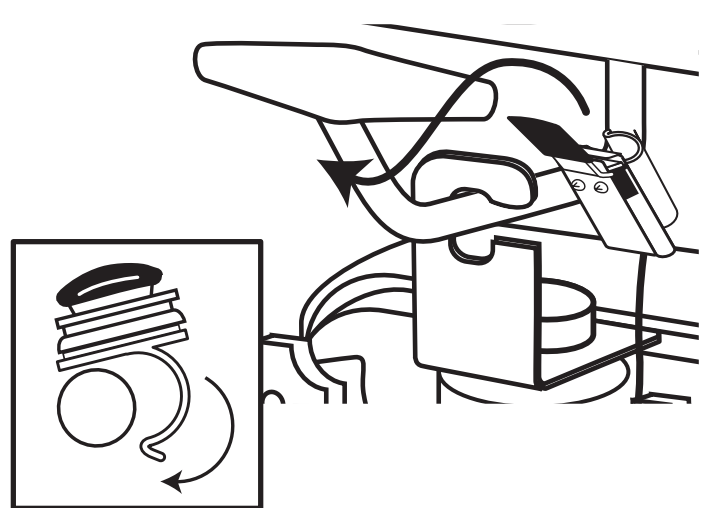
The ADPT TYLG-80 is designed for use with large-spout Taylor® freezer models. If you have any special considerations, please contact your local Flavor Burst™ distributor for additional information.



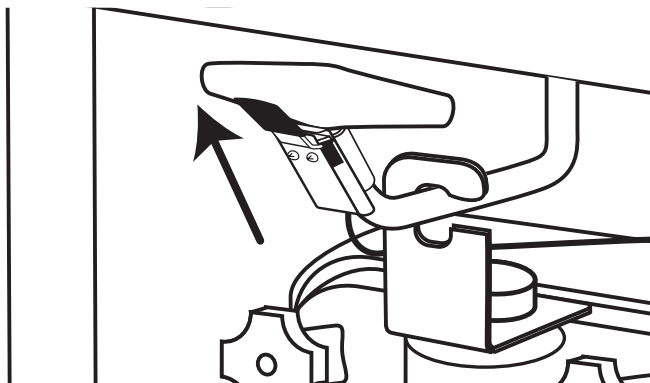
- 1 Install the two black o-rings onto the ADPT 104R as shown, and then install the ADPT 104R-A adapter onto the freezer spout.



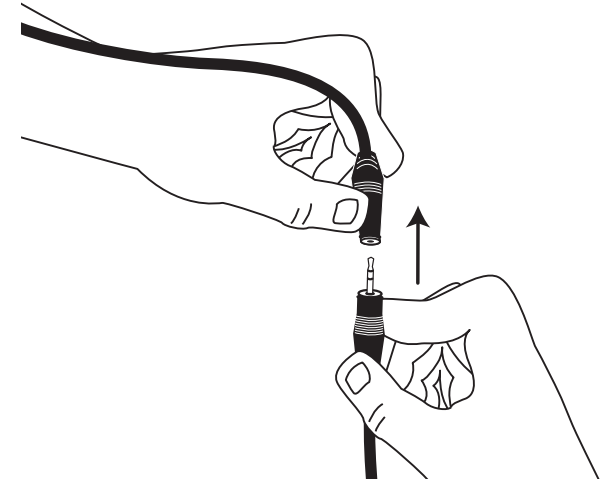
- 2 Rotate the Spigot Switch Assembly onto the draw handle bar.



- 3 Slide the Spigot Switch Assembly toward the handle so that the Switch lever is depressed when the draw handle is grasped.



- 4 Be sure to fully engage the Spigot Switch jack to the Flavor Burst™ keypad jack for normal operation. Do not neglect to check this connection during daily startup.



NOTE: THE SWITCH LEVER CAN BE CONFIGURED UNDER THE HANDLE OR OVER THE HANDLE ACCORDING TO PREFERENCE.